

LUNENBURG COUNTY BOARD OF SUPERVISORS
****CENTRAL SENIOR HIGH SCHOOL, ROOM 104****
131 K-V ROAD, VICTORIA, VIRGINIA
Thursday, April 12, 2018 at 10:00AM

10:00AM

1. Call to Order- ***Welcome and Recognition of School and County Officials, Students, and Rotary Club of Lunenburg (sponsor of Student Government Day)***
2. Invocation/Pledge of Allegiance: Supervisor Bacon
3. Requests for Additions to the Agenda
4. Conflict of Interest Statements & Organizational Matters
5. Consent Agenda:
 - A) Minutes of March 8th and March 29th, 2018 Meetings
 - B) Warrants for Approval March 2018
 - C) Treasurer's Reports February 2018
6. Lunenburg County School Board
7. VA Department of Transportation
 - A) Discussion of Secondary (Roads) Six Year Plan
8. County Office and Departments
 - A) Solid Waste - Landfill Road/Old Mansion Road Concerns
9. Audit Engagement Letter FY2018 CAFR - Robinson Farmer Cox Assoc.
10. 2018-2019 Budget Discussion
 - A) Lawn Care Bids
11. Administrator's Update
12. County Attorney Update
13. Closed Session Items (if necessary)
14. Other Business (per Board approval)
15. Adjournment or Continuation to budget hearing (May 3rd per Board approval)

It is the intention of the Lunenburg County Board of Supervisors to comply with the Americans with Disabilities Act. Should you need special accommodations, please contact the County Administrator's Office at 434-696-2142 prior to the meeting date. --Tracy M. Gee, County Administrator

Consent Agenda:

- A) Minutes of March 8th and March 29th, 2018 Meetings**
- B) Warrants for Approval March 2018**
- C) Treasurer's Reports February 2018**

LUNENBURG COUNTY BOARD OF SUPERVISORS
GENERAL DISTRICT COURTROOM
LUNENBURG COURTS BUILDING
LUNENBURG, VIRGINIA

DRAFT

Minutes of March 8, 2018 Meeting

The regularly scheduled meeting of the Lunenburg County Board of Supervisors was held on Thursday, March 8, 2018 at 6:00 pm in the General District Courtroom, Lunenburg Courts Building, Lunenburg, Virginia. The following members were present: Supervisors T. Wayne Hoover, Edward Pennington, Frank Bacon, Charles R. Slayton, Mike Hankins, Alvester Edmonds, Robert Zava, County Administrator Tracy M. Gee, Deputy County Administrator Nicole Clark, and County Attorney Frank Rennie.

Chairman Slayton called the meeting to order.

Supervisor Hoover gave the invocation and led the pledge of allegiance.

Chairman Slayton requested additions to the agenda from the Board and the public. Supervisor Hoover requested that Container First Services be added as 5D. County Attorney Rennie requested that a resolution for the Industrial Development Authority be added as 13A. Administrator Gee requested that a surplus of vehicles be added as 8A.

Supervisor Bacon made motion, seconded by Supervisor Edmonds and unanimously approved, to accept the Consent Agenda to include the Minutes of the February 8 2018 meeting, the Treasurer's January 2018 reports and the following Warrants for Approval:

February 2018:	Payroll: Direct Deposit	\$ 119,783.05
	Payroll Taxes Federal:	\$ 37,231.25
	Payroll Taxes State:	\$ 6,614.85
	Payroll VRS payment:	\$ 27,073.09
	Payroll ICMA-RC payment:	\$ 384.66
	Accounts Payable: #55594-55708	<u>\$ 244,917.63</u>
	Total:	\$ 436,004.53

Mr. Rob Guidry and Mr. Tim Webb of Container First Services were present. Mr. Guidry noted that it was a pleasure working with the Board and operating a business in the County. He advised that CFS is no longer a publicly-traded business and they are in the process of acquiring two new locations in Raleigh, NC and one in Christiansburg, VA. He stated that the \$2.8 million construction project at the Lunenburg location would begin in September or October 2018. Mr. Guidry added that he hopes the County is pleased with the progress they are making at the local facility. Mr. Guidry and Mr. Webb proceeded to present annual donations to local organizations. They presented \$18,383 to the local emergency services organizations for the purpose of purchasing and installing emergency services communications equipment to the Rocky Mill cell tower. Mr. Rodney Newton, Chief of Victoria Fire and Rescue, thanked CFS and noted that adding the emergency services communications equipment to this tower will enable about 90 percent of the county to be covered for emergency services communications. Mr. Guidry and Mr. Webb presented a donation of \$10,000 to the Lunenburg County Public Library System to assist in updating both library facilities for the purpose of compliance with the American Disabilities Act. LCPLS Chairman Luther Drummond accepted the donation and shared his appreciation with CFS.

Assistant Superintendent James Abernathy presented the school's monthly report. He noted that they are in the process of preparing a budget to present to the Board which will include many of the items discussed by the two finance committees earlier in the year. Mr. Abernathy advised that there had been a reduction of two additional

students in the school system. Therefore, the State would reduce their funding by \$13,369 more. He provided the monthly Revenue/Expenditure Report which reflected a total rescinded amount of \$185,875 accounting for a reduction of 29 students originally included in the budget.

Mrs. Julie Dalton of 8154 South Hill Road, Kenbridge approached the Board concerning funding for the school system. She requested that the Board support the school budget. She stated that she understands the County and school budget are very complicated and providing additional funding is difficult for any locality. However, she asked the Board to consider providing additional funding to the school system in order to provide the best education possible for the students in the County.

Ms. Tammy Matthews of 1626 2nd Street, Victoria spoke before the Board. She asked that the Board members keep the school system in the forefront of their minds when developing the FY18-19 budget. She noted she is extremely proud of the school system and the staff. Ms. Matthews requested that the Board please consider the true cost versus the true value of investing in the children's education.

Mrs. Melanie Currin of 7749 Lunenburg County Road, Keysville stated that she has been a big supporter of the school system for many years as she has children in the system as well as a husband who works at the middle school as a school resource officer. Mrs. Currin noted that there have been numerous transportation issues recently. She added that many of the problems with school buses are a result of not having the money to repair or replace buses. Mrs. Currin advised that she believes Lunenburg is losing teachers to other counties for better pay. She stated that she hopes those speaking this evening will make a positive difference in the Board's decision to support the school budget by providing additional funding.

The monthly VDOT report was provided. Supervisor Zava indicated that Mr. Billy Smith of VDOT would be discussing the Secondary Six Year Plan at the April Board meeting in hopes to hold a public hearing at the May meeting.

Administrator Gee shared a letter from Major DJ Penland of the Sheriff's Office. Major Penland requested that the Board declare a 2003 Chevrolet Impala, a 2002 Chevrolet Impala, and a 2009 Ford Crown Victoria as surplus. He also requested that the funds received from the sale be used for capital purchases.

Supervisor Bacon made a motion, seconded by Supervisor Pennington and unanimously approved, to declare a 2003 Chevrolet Impala, a 2002 Chevrolet Impala, and a 2009 Ford Crown Victoria as surplus and allow the funds received from the sale be used for capital purchases for the Sheriff's Department in the Emergency Services Capital Fund.

Supervisor Hoover stated that Animal Control Officer Ray Elliott performed his first chemical capture. He added that a neighboring community, Mecklenburg County, contacted Officer Elliott for assistance with an animal. Supervisor Hoover stated that Officer Elliott was successful with the capture and he was very proud of him.

Administrator Gee shared the advertised Notice of Proposed Real Property Tax Increase Following Reassessment. She noted that as a result of the reassessment, the tax rate would need to be lowered to \$0.36 per \$100 of assessed value to offset the increased assessment and keep collection at the same level. However, she and the Finance Committee propose to adopt a tax rate of \$0.38 per \$100 of assessed value, therefore realizing the increased amount of about \$212,000 in tax revenue. She advised that the Board hold a public hearing on March 29th.

Administrator Gee advised that after the public hearing on March 29th, budget requests from community partners and county offices would be heard. She will also provide a preliminary county budget for review that evening. She noted a few changes to expect. The Commonwealth Attorney is requesting a full-time assistant, resulting in a \$49,000 increase to his budget. Piedmont Senior Resources will be requesting \$10,000 in additional funding based on a formula related to services provided in the county. Health Insurance Costs have increased by 5%, however, VRS retirement employer rate has decreased 1.77%. Administrator Gee also expects that the school will present their proposed budget at this time.

Administrator Gee provided an update on the Piedmont Regional Jail Authority. She stated that the PRJA Board's audit committee recommended to the PRJA Board that Superintendent Donald Hunter be placed on paid administrative leave; however, Mr. Hunter submitted a letter of retirement shortly thereafter. Mr. Jim Davis, who assisted with the Department of Justice compliance remediation, will serve as Interim Superintendent. Administrator Gee noted that the PRJA Board held a regularly scheduled Board meeting on February 21st. After a closed session under Code of Virginia Section §2.2-3711A1 Personnel, two motions were made. The first was for the Chairman and/or Superintendent to contact the Virginia State Police within one week to request a criminal investigation. The second was to authorize the Chairman, Superintendent, and/or audit committee to engage an outside auditing firm for services up to \$10,000 to further probe the results of the fiscal year 2017 audit. Administrator Gee advised that she is not aware of any current liability for the County.

Administrator Gee provided her monthly report. She noted that she has advertised for bids for lawn services and audit services. Both should be available for the Board to review at the next meeting. She has also advertised for the County Planner position. Administrator Gee reminded the Board that Wednesday April 11th is Student Government Intern Day for high school students. She invited Supervisors to join her at the Administration Office at 9:00 a.m. until about noon. Administrator Gee also noted that April's Board of Supervisors meeting will be April 12th at 10:00 a.m. at Central High School with ticket-only lunch to follow. Administrator Gee noted that Board of Equalization hearings have been scheduled for Monday, April 16th and Thursday, April 19th. She reminded the Board of the Farm Bureau dinner to be held on March 21st and asked the Board to RSVP if attending.

County Attorney Rennie presented a resolution before the Board for approval. He explained that the Lunenburg IDA purchased the Old Middle School in 2016 through a delinquent tax sale. The previous owner of the property has a delinquent tax balance of \$525.48 as a result of taxes accumulated over a three-month period after the Lunenburg IDA was awarded the tax sale but before the actual closing occurred. County Attorney Rennie explained that the taxes are uncollectable and place an unnecessary lien on the IDA's property. He continued to explain that under the authority of Virginia Code Section §58.1-3994 the Board may authorize the Treasurer to abate the taxes.

Supervisor Bacon made a motion, seconded by Supervisor Hankins and unanimously approved, to approve the below resolution to abate the property taxes of Concept I Academies, LLC in the amount of \$525.48 that appear on the delinquent tax records.

BOARD OF SUPERVISORS
Charles R. Slayton, CHAIRMAN
District District 1
Frank W. Bacon, VICE-CHAIRMAN
District District 3
T. Wayne Hooser
District District 1
Bills Hankins
District District 2
Edward Pennington
District District 5
Alexander L. Edmunds
District District 6
Robert G. Davis
District District 7



Lunenburg County Administration
11413 Courthouse Road
Lunenburg, VA 22893

Tracy M. Gee
County Administrator

Telephone: (541) 656-2742
Facsimile: (541) 656-1758

RESOLUTION

WHEREAS, the Lunenburg County Industrial Development Authority is the owner of property located in Lunenburg County known as the Old Middle School, which is identified as Tax Map No. 033 080 91A; and

WHEREAS, the Lunenburg IDA purchased the Old Middle School property in 2016 through a delinquent tax sale; and


WHEREAS, the previous owner of the property has a delinquent tax balance of \$525.48 as a result of taxes accumulated over a three-month period after the Lunenburg IDA was awarded the tax sale of the property, but before the actual closing occurred; and

WHEREAS, these taxes are uncollectable and place an unnecessary lien on the IDA's property; and

WHEREAS, the Lunenburg County Board of Supervisors wishes to abate those taxes and remove the taxes from the delinquent tax list;

NOW, THEREFORE, BE IT RESOLVED, pursuant to Va. Code § 58.1-3994, the Board of Supervisors authorizes the Treasurer or other official charged with collection of taxes to abate the property taxes of Concept I Academies, LLC in the amount of \$525.48 that appear on the delinquent tax records of Lunenburg County and authorizes the Treasurer to remove these taxes from the County's delinquent tax list.

Adopted this 8th day of March, 2018


Charles R. Slayton, Chairman
Lunenburg County Board of Supervisors

Supervisor Bacon made a motion, seconded by Supervisor Zava and unanimously approved, to enter Closed Session citing Virginia Code Section §2.2-3711A1 Personnel.

CERTIFICATION OF CLOSED SESSION MEETING

WHEREAS, the Board of Supervisors of Lunenburg County, Virginia ("Board") convened a Closed Session Meeting on this date pursuant to an affirmative recorded vote in accordance with the provisions of the Freedom of Information Act; and

WHEREAS, Section §2.2-3712 of the Code of Virginia, 1950, as amended, requires a certification by the Board that such Closed Meeting was conducted in conformity with Virginia law.

NOW, THEREFORE, BE IT RESOLVED that the Board hereby certifies that, to the best of each member's knowledge, (i) only public business matters lawfully exempted from Open Meeting requirements by Virginia law were discussed in the Closed Meeting to which this certification resolution applies, and (ii) only such public business matters as were identified in the motion convening the Closed Meeting were heard, discussed or considered by the Board.

VOTING YES


Supervisor Edmonds
Supervisor Hankins
Supervisor Bacon
Supervisor Hoover
Supervisor Pennington
Supervisor Slayton
Supervisor Zava

VOTING NO

ABSENT

Supervisor Zava made a motion, seconded by Supervisor Bacon and unanimously approved, to return to Open Session.

Supervisor Hoover made a motion, seconded by Supervisor Edmonds and unanimously approved, to continue the meeting to March 29, 2018 at 5:30 p.m.



Tracy M. Gee, Clerk
County Administrator

Charles R. Slayton, Chairman
Board of Supervisors

LUNENBURG COUNTY BOARD OF SUPERVISORS
GENERAL DISTRICT COURTROOM
LUNENBURG COURTS BUILDING
LUNENBURG, VIRGINIA

DRAFT

Minutes of March 29, 2018 Meeting

The continued meeting of the Lunenburg County Board of Supervisors was held on Thursday, March 29, 2018 at 5:30 pm in the General District Courtroom, Lunenburg Courts Building, Lunenburg, Virginia. The following members were present: Supervisors Edward Pennington, Frank Bacon, Charles R. Slayton, Mike Hankins, Robert Zava, County Administrator Tracy M. Gee, Deputy County Administrator Nicole Clark, and County Attorney Frank Rennie. Supervisors T. Wayne Hoover and Alvester Edmonds were absent.

Chairman Slayton called the meeting to order.

Supervisor Hankins gave the invocation and led the pledge of allegiance.

Chairman Slayton requested additions to the agenda from the Board and the public.

Supervisor Bacon made motion, seconded by Supervisor Zava and unanimously approved, to enter into public hearing regarding the reassessment tax rate.

Administrator Gee shared the advertised Notice of Proposed Real Property Tax Increase Following Reassessment. She noted that as a result of the reassessment, the tax rate would need to be lowered to \$0.36 per \$100 of assessed value to offset the increased assessment totals for real estate in Lunenburg County. However, she and the Finance Committee recommend the Board vote to keep the tax rate at the current rate of \$0.38 per \$100 of assessed value, therefore realizing about \$212,000 increase in potential real estate tax collection on the increased amount of \$55.9 million in property values. Administrator Gee noted that the full \$212,000 would not be in the proposed FY2019 budget, due to allowing for potential delinquencies and abatements.

Commissioner of the Revenue Liz Hamlett thanked the Board for their support during the reassessment process. She added that it was a more seamless process this time with the new CAMA system. She also thanked her staff for the hard work they contributed to the reassessment process.

There was no public comment.

Supervisor Bacon made motion, seconded by Supervisor Pennington and unanimously approved, to exit the public hearing regarding the reassessment tax rate.

Supervisor Zava made motion, seconded by Supervisor Bacon and unanimously approved, to adopt a tax rate of \$0.38 per \$100 of assessed value, therefore realizing an increased amount of \$55.9 million in assessed property values resulting in approximately \$212,000 increase in expected tax revenue.

Administrator Gee shared a list of County Office and Department FY2018-19 budget requests. Commonwealth Attorney Robert Clement submitted a request for the county to supplement the amount needed to hire a full-time prosecutor to assist him with his demanding case load. He would need an additional \$29,132 plus benefits for a total amount of \$49,490. Major DJ Penland requested additional funding for the E911 department to implement a new E911 monitoring system, as the current system is at the end-of-life. The State will fund \$75,000 by a PSAP CAD Grant. The \$169,000 total grant requires a \$94,000 local match for FY19. The FY18 grant of \$103,830 for mapping did not require a local match. Mr. Ollie Wright, Secretary of the Electoral Board, presented the Electoral Board and Registrar's budget requests. He advised that their budget is mostly determined by the state as well as the number of elections required to be held each year. He added that this year a dual primary will be held for both parties resulting in a higher projected

expense. Mr. Wright noted that Registrar Carolyn Parsons will require \$6,000 in additional part-time help due to all voter registration cards being converted to electronic cards.

Sheriff Arthur Townsend submitted a request to the Board asking to move FY18 vacancy savings funds in the amount of \$53,000 to the Capital Fund in order to purchase two new vehicles before June 30th. He maintained one full-time position vacancy in order to purchase new vehicles to ensure deputies have more reliable vehicles, but will be filling that position in FY19.

Supervisor Hankins made a motion, seconded by Supervisor Edmonds and unanimously approved, to move \$53,000 from the Sheriff's vacancy savings to the Emergency Services Capital Fund in order to purchase two new vehicles.

Ms. Justine Young, Director of Piedmont Senior Resources, approached the Board. She stated that the Older Americans Act Funding requires a 10% match from the localities, and the member counties originally agreed to the match to obtain federal funding. PSR received \$853,191 in OAA Funding for FY2017-18, therefore, the member counties would be required to provide combined funding of \$85,319. Mrs. Young shared a breakdown of the senior population in each member county. Lunenburg's senior population is 1,722, representing 14.12% of Federal funds. Therefore, Lunenburg's FY2018-19 funding should be \$12,047. Mrs. Young explained that she had received commitments from a few of the other member counties. She added that she understands some localities may not be able to fund the full request this fiscal year; however, this is the future goal. She and her associate, Jordan Miles, continued to explain many of the services PSR provides to senior residents in Lunenburg and that they have several residents on a waiting list.

Ms. Abigail Barnes, Lunenburg Board member for Madeline's House, thanked the Board for their support in the past. She advised that they have moved their facility to the Farmville area and it is a very nice place for children and adults. She noted that the grant funds they receive go towards their rent payment. Any county funding and donations go directly to assisting residents. The average a cost of \$254 per day per client. The organization is requesting an increase from \$2,000 to \$7,000, but Ms. Barnes thanked the Board for their support, adding that any funding the Board can provide is very helpful.

Mrs. Pamela DeCamp, Managing Attorney of the Farmville location of Virginia Legal Aid Society, provided the Board a review of the services and cases her organization provides to the county. She noted that their donation request is based on a formula relative to the number of low-income residents in each locality. Mrs. DeCamp requested \$4,902 for FY2018-19, up from \$4,713 for the current year.

Administrator Gee reviewed the list of community requests not speaking before the Board, the majority of which requested flat-funding for FY2018-19. Southside Virginia Community College requested a small increase for a total of \$4,823, based on the number of Lunenburg students attending classes. The Board previously approved a \$3,300 increase to the Commonwealth Regional Council annual dues to \$19,000 total. The increase will allow for non-profit organizations in each locality to receive grant writing services at no cost.

Superintendent Charles Berkley and Assistant Superintendent James Abernathy presented the School Board's budget. Mr. Berkley stated that they tried to address the questions and concerns discussed at the meeting of the two finance committees. He advised that the composite index changed and requires about \$100,000 in additional local funds. Mr. Berkley and the School Board are requesting an additional \$212,000 in additional funding for the FY2018-19 school year. The school budget was based on an ADM of 1,409 students. Mr. Abernathy added that the additional funding will be used to lessen the salary gap between teacher and administrator salaries in Lunenburg County and surrounding counties. He noted that health insurance costs for both the school's portion and the employee's portion would be increasing and a raise would help to offset the cost to the employees. He pointed out that the budget included only a 7 percent increase in expenses, which includes the additional cost for salaries and health insurance. Mr. Abernathy stated that they are seeking the Board's help to offset the additional expenses.

Supervisor Zava questioned how many teaching position vacancies had been filled. Mr. Berkley replied that all the positions had been filled but a couple started with non-licensed teachers who gained licensure during the year. He

added that he is not expecting the high turnover from retirements for the upcoming year as they did the previous year. Mr. Berkley advised that the proposed budget does not include any capital improvements or new school buses. He is currently down six buses; the cost of a new bus is \$83,000.


Administrator Gee presented her preliminary budget to the Board. She advised that she included an additional \$180,000 estimate in real estate tax revenue from the estimated \$212,000 in collections by keeping a \$0.38/\$100 real estate rate from the reassessment. She noted that a few small adjustments had been made to other revenue line items, mostly increases in sales tax, public service, and machinery and tools. She provided two options for expenses. One option was level funding and the second included a 2% increase in salaries for each department. Administrator Gee also included an additional \$210,000 in funding for the school system in both options. She advised that the proposal option that includes a 2% salary increase requires the use of \$414,625 in reserve funds, but does not fully fund the staffing requests for the Commonwealth Attorney or Registrar. She requested that the Board consider using reserve funds and seriously consider a tax rate increase for the following fiscal year in FY20. Ms. Gee also indicated that if the Board wishes to add funds to the Capital Improvement Fund for the School for a bus, there is a reserve of \$280,000 in the Debt Service Fund that could be transferred.

Administrator Gee then reviewed a list of capital improvement needs for the near future. Supervisor Bacon suggested flat-funding all the community organization requests. The Board agreed. Supervisor Zava commented that the County can't keep a deficit year after year. He suggested that the Finance Committee meet to review and adjust some of the projected figures. Supervisor Hankins stated that the budget is a very difficult process. He added that services need to be maintained while still trying to keep tax rates low. Supervisor Bacon commented that he is not in favor of raising the real estate tax rate twice within a few months and could not recommend a real estate rate increase for FY19. He is in favor of flat-funding except in the cases of special circumstances and he supports the additional funding for the school system. Supervisor Bacon requested that Administrator Gee research the possibility of raising the personal property tax rate. Ms. Gee indicated that one cent on the personal property tax rate is about \$10,000 in revenue. The current rate is \$3.60 and is competitive with surrounding localities.

Administrator Gee advised that she received two proposals from the audit services RFP. One proposal was provided by Robinson, Farmer, Cox and the second by Creedle, Jones & Alga. She provided rating sheets to the Finance Committee and consulted with the School Finance Director. Robinson, Farmer, Cox rated the highest for their experience and understand of the County's finances, by all three committee members.

Supervisor Bacon made a motion, seconded by Supervisor Pennington and unanimously approved, to contract with Robinson, Farmer, Cox for auditing services for the upcoming fiscal year.

Supervisor Bacon made a motion, seconded by Supervisor Hankins and unanimously approved, to adjourn.



Tracy M. Gee, Clerk
County Administrator

Charles R. Slayton, Chairman
Board of Supervisors

BOARD OF SUPERVISORS

Charles R. Slayton, CHAIRMAN
Election District 4

Frank W. Bacon, VICE-CHAIRMAN
Election District 3

T. Wayne Hoover
Election District 1

Mike Hankins
Election District 2

Edward Pennington
Election District 5

Alvester L. Edmonds
Election District 6

Robert G. Zava
Election District 7



Lunenburg County Administration
11413 Courthouse Road
Lunenburg, VA 23952

Tracy M. Gee
County Administrator

Telephone: (434) 696-2142
Facsimile: (434) 696-1798

March 31, 2018

Lunenburg County Board of Supervisors
11413 Courthouse Road
Lunenburg, VA 23952

Honorable County Supervisors:

The following warrants, including accounting for all voided checks are listed according to Code of Virginia § 15.2-1243 and § 15.2-1244 requiring your approval:

March 2018:	Payroll: Direct Deposit	\$ 121,828.17
	Payroll Taxes Federal:	\$ 37,971.27
	Payroll Taxes State:	\$ 6,727.67
	Payroll VRS payment:	\$ 27,109.82
	Payroll ICMA-RC payment:	\$ 384.66
	Accounts Payable: #55709-55840	<u>\$ 301,077.99</u>
	Total:	\$ 495,099.58

Sincerely,

Tracy M. Gee
County Administrator

CHECK#	VEND#	VENDOR	CLASS	DATE	AMOUNT	DISCOUNT
55709	283	ADAMS PATRICIA M	000	3/15/2018	134.00	.00
55710	190	AMERIGAS	000	3/15/2018	522.09	.00
55711	59	AT&T	000	3/15/2018	273.75	.00
55712	472	BAKER LEROY	000	3/15/2018	75.00	.00
55713	125	BARNES REPAIR SHOP INC	000	3/15/2018	79.00	.00
55714	202	BEN FRANKLIN PRINTING CO	000	3/15/2018	101.95	.00
55715	139	BENCHMARK COMMUNITY BANK	000	3/15/2018	19.95	.00
55716	499	BISHOP MICHAEL	000	3/15/2018	3,825.00	.00
55717	371	BUG BUSTERS PEST CONT, INC	000	3/15/2018	248.00	.00
55718	746	CANON SOLUTIONS AMERICA	000	3/15/2018	39.26	.00
55719	675	CENTRAL DISTRICT COR	000	3/15/2018	20.00	.00
55720	10	CENTURYLINK ANALOG	000	3/15/2018	3,036.09	.00
55721	10	CENTURYLINK ANALOG	000	3/15/2018	1,174.09	.00
55722	49	CENTURYLINK LONG DISTANCE	000	3/15/2018	81.31	.00
55723	291	CHUCK'S AUTO&TRUCK REPAIR	000	3/15/2018	312.25	.00
55724	53	CLEMENT DIANA W	000	3/15/2018	339.00	.00
55725	52	CLEMENT ROBERT E	000	3/15/2018	1,121.60	.00
55726	155	COFFEES CUSTOM EMBROIDERY	000	3/15/2018	14.00	.00
55727	293	COMMISSIONER OF THE	000	3/15/2018	40.00	.00
55728	14	COMMONWEALTH REGIONAL	000	3/15/2018	20,000.00	.00
55729	168	CURRIN AMONA W	000	3/15/2018	185.00	.00
55730	15	DAGNER DONNA J	000	3/15/2018	107.39	.00
55731	778	DAILY COMPUTER INC	000	3/15/2018	778.00	.00
55732	119	DATA CARE, INC.	000	3/15/2018	353.70	.00
55733	750	DAYTON JAMES A.	000	3/15/2018	25.00	.00
55734	44	DIAMOND SPRINGS WATER INC	000	3/15/2018	54.90	.00
55735	46	DOMINION ENERGY VIRGINIA	000	3/15/2018	3,488.69	.00
55736	685	EDMUNDS WASTE REMOVAL, INC	000	3/15/2018	195.00	.00
55737	63	FAMILY PRESERVATION	000	3/15/2018	1,197.50	.00
55738	642	FARMVILLE NEWSMEDIA	000	3/15/2018	488.50	.00
55739	66	FUEL FREEDOM CARD	000	3/15/2018	2,501.15	.00
55740	24	GALLS, LLC	000	3/15/2018	214.98	.00
55741	67	GCR COMPANY	000	3/15/2018	825.00	.00
55742	999999	HILL SIDNEY	000	3/15/2018	21.29	.00
55743	131	HITE TOMMY	000	3/15/2018	25.00	.00
55744	71	IBM CORPORATION	000	3/15/2018	846.27	.00
55745	465	INTERCEPT YOUTH SERV, INC	000	3/15/2018	688.11	.00
55746	158	JACK & SON	000	3/15/2018	968.00	.00
55747	339	JENNINGS, BRENDA	000	3/15/2018	50.00	.00
55748	77	KENBRIDGE SUPPLY COMPANY	000	3/15/2018	125.22	.00
55749	286	KEY OFFICE SUPPLY INC	000	3/15/2018	345.59	.00
55750	333	KORMAN SIGNS	000	3/15/2018	106.83	.00
55751	663	MADISON ALEX	000	3/15/2018	15.00	.00
55752	681	MATTHEWS SANITATION	000	3/15/2018	160.00	.00
55753	88	MSAG LLC	000	3/15/2018	489.17	.00
55754	90	NEW GENERATION	000	3/15/2018	35,250.00	.00
55755	148	NOTTOWAY PUBLISHING	000	3/15/2018	150.00	.00
55756	91	OFFICE DEPOT INC	000	3/15/2018	140.98	.00
55757	92	PARKER OIL COMPANY	000	3/15/2018	222.17	.00
55758	167	PEARSONS APPRAISAL	000	3/15/2018	18,227.99	.00
55759	360	PEGRAM, PHILLIP	000	3/15/2018	100.00	.00
55760	129	PENNINGTON EDWARD W	000	3/15/2018	50.00	.00

Office for J4DR

Building

County

Portion of LKY Comp Plan

USA

INV. 2018 Reassessment

Finn

CHECK#	VEND#	VENDOR	CLASS	DATE	AMOUNT	DISCOUNT
55761	138	PITNEY BOWES	000	3/15/2018	75.21	.00
55762	494	PROJECT LIFESAVER INTERNA	000	3/15/2018	190.73	.00
55763	769	SANGOMA TECHNOLOGIES	000	3/15/2018	364.79	.00
55764	102	SECURITY ALLIANCE	000	3/15/2018	135.00	.00
55765	127	SHELL CECIL E	000	3/15/2018	25.00	.00
55766	263	SKELTON PLUMBING	000	3/15/2018	65.00	.00
55767	511	SOUTHERN OFFICE MACHINES	000	3/15/2018	19.04	.00
55768	135	SOUTHSIDE ELECTRIC COOP	000	3/15/2018	390.57	.00
55769	652	SOUTHSIDE MESSENGER, THE	000	3/15/2018	311.63	.00
55770	443	THARPE JAMES C	000	3/15/2018	50.00	.00
55771	671	THOMPSON WALTER FRANKLIN	000	3/15/2018	50.00	.00
55772	134	TOWN OF BLACKSTONE	000	3/15/2018	447.40	.00
55773	195	TREASURER OF VIRGINIA	000	3/15/2018	20.00	.00
55774	218	TREASURER OF VIRGINIA	000	3/15/2018	193.20	.00
55775	126	TRENT WARREN A	000	3/15/2018	25.00	.00
55776	112	VACORP GROUP	000	3/15/2018	72.57	.00
55777	113	VERIZON	000	3/15/2018	331.89	.00
55778	490	VESSEL VALUATION SERVICES	000	3/15/2018	15.00	.00
55779	114	VICTORIA AUTOMOTIVE	000	3/15/2018	50.00	.00
55780	999999	VIRGINIA VICTIM	000	3/15/2018	148.23	.00
55781	117	WALLACE AUTO PARTS	000	3/15/2018	100.00	.00
55782	361	WARD ANDREW S.	000	3/15/2018	605.49	.00
55783	173	WILCO JANITORIAL SUPPLIES	000	3/15/2018	119,005.37	.00
		CLASS TOTAL				
		ACH TOTAL			.00	
		CHECK TOTAL			119,005.37	
		FINAL TOTAL			119,005.37	.00

16,467.75 Daily Premiums for LODA & Workers Comp

I HEREBY APPROVE THIS REGISTER FOR PAYMENT WITH EXCEPTIONS LISTED BELOW OR PREVIOUSLY DOCUMENTED.
 THE TOTAL 119,005.37 - EQUALS THE WEEKLY LOG SHEET TOTALS AS ADJUSTED.

3-16-18 DATE
 _____ COUNTY ADMINISTRATOR
Charles R. Slayton

CHECK#	VEND#	VENDOR	CLASS	DATE	AMOUNT	DISCOUNT
55784	179	AFLAC	000	3/31/2018	1,217.18	.00
55785	711	ALLSTATE BENEFITS	000	3/31/2018	721.48	.00
55786	177	ANTHEM BCBS	000	3/31/2018	23,712.00	.00
55787	48	BILLY'S AUTO SERVICE CENT	000	3/31/2018	6,101.90	.00
55788	8	BMS DIRECT	000	3/31/2018	6,445.00	.00
55789	371	BUG BUSTERS PEST CONT, INC	000	3/31/2018	6,248.00	.00
55790	746	CANON SOLUTIONS AMERICA	000	3/31/2018	64.35	.00
55791	101	CENTRA HEALTH INC	000	3/31/2018	21,740.00	.00
55792	10	CENTURYLINK ANALOG	000	3/31/2018	83.25	.00
55793	377	CLARK NICOLE A.	000	3/31/2018	29.98	.00
55794	54	COBB TECHNOLOGIES INC	000	3/31/2018	122.48	.00
55795	293	COMMISSIONER OF THE	000	3/31/2018	150.00	.00
55796	55	COMTRONICS OF VA INC	000	3/31/2018	38,452.45	.00
55797	58	COWAN GATES PC	000	3/31/2018	5,030.25	.00
55798	119	DATA CARE, INC.	000	3/31/2018	1,126.95	.00
55799	481	DE LAGE, LANDEN	000	3/31/2018	137.00	.00
55800	191	DEARBORN NATIONAL LIFE	000	3/31/2018	161.70	.00
55801	44	DIAMOND SPRINGS WATER INC	000	3/31/2018	210.10	.00
55802	46	DOMINION ENERGY VIRGINIA	000	3/31/2018	1,398.75	.00
55803	174	FEIS	000	3/31/2018	120.00	.00
55804	64	FIRST CITIZENS BANK	000	3/31/2018	90.96	.00
55805	645	GARRETT CHRISTOPHER DEA	000	3/31/2018	275.00	.00
55806	397	HALLMARK YOUTH CARE	000	3/31/2018	4,930.00	.00
55807	310	HEALTH EQUITY	000	3/31/2018	6,654.26	.00
55808	751	HEALTH EQUITY	000	3/31/2018	103.25	.00
55809	78	KENBRIDGE OFFICE SUPPLY	000	3/31/2018	473.00	.00
55810	77	KENBRIDGE SUPPLY COMPANY	000	3/31/2018	41.95	.00
55811	286	KEY OFFICE SUPPLY INC	000	3/31/2018	266.58	.00
55812	211	KIDS PEACE CORPORATION	000	3/31/2018	16,982.94	.00
55813	718	KIDS WORLD LEARNING CTR	000	3/31/2018	2,403.00	.00
55814	261	KIES, INC.	000	3/31/2018	975.00	.00
55815	651	LEGALSHIELD	000	3/31/2018	18.95	.00
55816	649	MECKLENBURG ELECTRIC	000	3/31/2018	147.05	.00
55817	626	MUFFLER & GLASS SHOP, THE	000	3/31/2018	250.00	.00
55818	474	NADA USED CAR GUIDE	000	3/31/2018	1,434.94	.00
55819	91	OFFICE DEPOT INC	000	3/31/2018	140.12	.00
55820	275	PETTIT DARLENE DBA	000	3/31/2018	220.24	.00
55821	94	PETTY CASH FUND	000	3/31/2018	44.76	.00
55822	256	PITNEY BOWES INC	000	3/31/2018	150.00	.00
55823	780	POLICEONE.COM	000	3/31/2018	435.00	.00
55824	98	PRECISION PIPES INC	000	3/31/2018	3,690.00	.00
55825	221	ROBINSON, FARMER, COX ASSOC	000	3/31/2018	3,750.00	.00
55826	506	ROCKY TOP LOCKSMITH &	000	3/31/2018	95.00	.00
55827	608	SHELTON TOWING	000	3/31/2018	200.00	.00
55828	653	SOUTHERN MAINTENANCE, LLC	000	3/31/2018	2,750.00	.00
55829	710	THREE RIVERS TREATMENT	000	3/31/2018	20,800.00	.00
55830	530	TIMMONS GROUP	000	3/31/2018	3,804.00	.00
55831	220	TREASURER OF VIRGINIA	000	3/31/2018	5,076.00	.00
55832	755	TREASURER OF VIRGINIA	000	3/31/2018	371.00	.00
55833	464	UNIVERSITY OF VIRGINIA	000	3/31/2018	160.00	.00
55834	172	US POSTAL	000	3/31/2018	799.40	.00
55835	507	VACORP	000	3/31/2018	77.85	.00

CHECK#	VEND#	VENDOR	CLASS	DATE	AMOUNT	DISCOUNT
55836	183	VALIC	000	3/31/2018	1,850.00	.00
55837	114	VICTORIA AUTOMOTIVE	000	3/31/2018	119.95	.00
55838	111	VIRGINIA CREDIT UNION	000	3/31/2018	1,105.22	.00
55839	117	WALLACE AUTO PARTS	000	3/31/2018	6.38	.00
55840	267	WOHLFORD'S RADAR	000	3/31/2018	108.00	.00
		CLASS TOTAL			182,072.62	.00
		ACH TOTAL			.00	
		CHECK TOTAL			182,072.62	
		FINAL TOTAL			182,072.62	.00

I HEREBY APPROVE THIS REGISTER FOR PAYMENT WITH EXCEPTIONS LISTED BELOW OR PREVIOUSLY DOCUMENTED.
 THE TOTAL 182,072.62- EQUALS THE WEEKLY LOG SHEET TOTALS AS ADJUSTED.

3-30-18
 DATE

3-30-18

Craymiller
 COUNTY ADMINISTRATOR
Charles R. Stanton

ACCOUNT NUMBER	ACCOUNT DESCRIPTION	PREVIOUS BALANCE	DEBIT	CREDIT	ENDING BALANCE
** Treasurer Accountability **					
** Assets **					
100-0001	Cash in Office	2,000.00			2,000.00
100-0010	Petty Cash	400.00			400.00
100-0100	Benchmark Checking	7,255,098.37	2,040,519.77	1,862,694.50	7,432,923.64
100-0101	First Citizens - Extra Account				
100-0102	Caprin Investment - US Bank	1,157,381.75	653.81		1,158,035.56
100-0103	BB&T Checking				
100-0135	Benchmark-Landfill Mitigation	150,772.49	46.26		150,818.75
100-0252	First Citizens - School Food				
100-0253	First Citizens - School Textbook				
100-0355	SNAP Account - QSCB TRANE				
100-0705	BB&T - IDA				
100-1252	Benchmark - School Food	38,310.98	20,286.35	8,421.17	50,176.16
100-1253	Benchmark - School Textbook	74,517.49	22.87		74,540.36
100-1355	SNAP Account - CHS Addition				
100-1705	Benchmark - IDA	559,748.26	202.55	1,871,115.67	559,950.81
	** Assets **	9,238,229.34	2,061,731.61	1,871,115.67	9,428,845.28
	TOTAL ASSETS	9,238,229.34	2,061,731.61	1,871,115.67	9,428,845.28
** Cash Balances **					
300-0100	General Fund Cash Balance	6,208,112.76	422,306.38	462,036.24	6,247,842.62
300-0132	Reassessment Fund Cash Balance	43,852.76			43,852.76
300-0135	Solid Waste Mgmt Cash Balance	406,829.52	11,873.35	14,298.90	409,255.07
300-0136	S/W Construction Cash Balance				
300-0137	Landfill Sites Cash Balance	712,735.97	1,404.74		711,331.23
300-0213	Law Library Cash Balance	21,419.49		47.40	21,466.89
300-0214	Asset Forfeiture Cash Balance	8,593.15	116.07	1,685.02	10,151.10
300-0215	E911 Cash Balance	545,316.96	12,404.51	20,239.47	553,151.92
300-0220	Cell Tower Cash Balance	32,458.80			32,458.80
300-0221	Airport Cash Balance	242.12	850.64	29,149.00	28,540.48
300-0225	Economic Development Cash Balance	214,102.99			214,102.99
300-0226	Economic Dev Grants Cash Balance	6,530.90			6,530.90
300-0250	School Cash Balance				
300-0252	School Food Cash Balance	38,310.98	1,346,966.09	1,346,966.09	50,176.16
300-0253	School Textbook Cash Balance	74,517.49	8,421.17	20,286.35	74,540.36
300-0260	VPA Cash Balance				
300-0262	CSA Cash Balance				
300-0316	Fire/Rescue Cash Balance	92,461.11		25.00	92,461.11
300-0317	Project Lifesaver Cash Balance	3,988.23			4,013.23
300-0319	Voting Machine Cash Balance				
300-0320	Capital Outlay Cash Balance				
300-0355	School Construction Cash Balance				
300-0420	Debt Service Cash Balance	280,000.00	79,896.00	79,896.00	280,000.00
300-0701	Special Welfare Cash Balance	2,069.65			2,069.65
300-0705	IDA Cash Balance	559,748.26			559,950.81
300-0715	Commonwealth Current Credit Account		1,919.83		
	** Cash Balances **	9,238,229.34	2,109,662.37	2,300,278.31	9,428,845.28
	TOTAL PRIOR YR FUND BALANCE	9,238,229.34	2,109,662.37	2,300,278.31	9,428,845.28
	TOTAL REVENUE				

LUNENBURG COUNTY
REVENUE SUMMARY
7/01/2017 - 2/28/2018

ACCT# DESCRIPTION BUDGET AMOUNT APPR. AMOUNT CURRENT AMOUNT Y-T-D AMOUNT BALANCE UNCOLLECTED

FUND #-100

11011	** RE Taxes **	3,233,000.00	3,233,000.00	29,477.05	1,746,997.98	1,486,002.02	45.96
11020	** Public Service **	185,000.00	185,000.00	.00	130,992.18	54,007.82	29.19
11030	** Personal Property **	1,982,500.00	1,982,500.00	62,378.09	1,134,668.97	847,831.03	42.76
11040	** Machinery & Tools **	250,000.00	250,000.00	250.45	154,425.88	95,574.12	38.22
11050	** Merchant's Capital **	68,500.00	68,500.00	255.64	44,603.60	23,896.40	34.88
11060	** Penalties & Interest **	100,000.00	100,000.00	14,616.44	61,000.42	38,999.58	38.99
12010	** Local Sales & Use Taxes **	360,000.00	360,000.00	37,036.83	209,236.06	150,763.94	41.87
12020	** Consumer Utility Taxes **	22,000.00	22,000.00	2,670.82	14,274.79	7,725.21	35.11
12070	** Taxes on Recordation & Wills **	52,000.00	52,000.00	3,280.43	64,783.34	12,783.34	24.58
13010	** Animal Licenses **	10,000.00	10,000.00	1,390.00	6,350.00	3,650.00	36.50
13020	** Animal Fines & Kennel Fees **	3,000.00	3,000.00	355.00	3,081.00	81.00	2.70
13030	** Permits & Other Licenses **	24,100.00	24,100.00	2,223.55	17,919.87	6,180.13	25.64
13033	** Local Landfill Revenue **	205,000.00	205,000.00	10,324.53	59,070.29	145,929.71	71.18
14010	** Fines & Forfeitures **	59,100.00	59,100.00	5,043.07	33,159.35	25,940.65	43.89
14040	** Processing Fees **	1,500.00	1,500.00	48.75	776.75	723.25	48.21
15010	** Revenue From Use of Money **	20,000.00	20,000.00	3,013.51	25,166.84	5,166.84	25.83
15020	** Revenue From Use of Property **	31,500.00	31,500.00	874.79	17,616.08	13,883.92	44.07
16010	** Court Costs **	3,546.00	3,546.00	392.82	2,578.20	967.80	27.29
16020	** Charges Commonwealth Attorney **	1,500.00	1,500.00	114.57	734.69	765.31	51.02
18030	** Refunds **	.00	.00	.00	5,369.88	5,369.88	100.00
18990	** Miscellaneous Revenue **	27,233.00	27,233.00	6,500.15	32,276.73	5,043.73	18.52
22010	** Non-Cateforical Aid **	1,077,332.00	1,077,332.00	163,632.13	1,025,556.13	51,775.87	4.80
23010	** Commonwealth's Attorney **	216,286.00	216,286.00	15,317.29	106,806.40	109,479.60	50.61
23020	** Sheriff **	719,546.00	719,546.00	60,484.15	402,559.46	316,986.54	44.05
23030	** Commissioner of Revenue **	78,968.00	78,968.00	7,564.28	46,638.92	32,329.08	40.93
23040	** Treasurer **	82,002.00	82,002.00	6,891.00	46,555.62	35,446.38	43.22
23060	** Registrar **	38,000.00	38,000.00	.00	.00	38,000.00	100.00
23070	** Clerk of Circuit Court **	185,170.00	185,170.00	20,582.48	126,407.46	58,762.54	31.73
24010	** Public Safety **	86,350.00	86,350.00	.00	26,949.95	59,400.05	68.78
24020	** Fire and Rescue Services **	37,000.00	37,000.00	.00	10,614.24	26,385.76	71.31
33010	** Public Safety **	82,500.00	82,500.00	.00	74,929.82	7,570.18	9.17
41050	** Transfers In **	430,714.00	430,714.00	.00	.00	430,714.00	100.00
--FUND TOTAL--		9,673,347.00	9,673,347.00	454,717.82	5,632,100.90	4,041,246.10	41.77

FUND #-135

12020	** Solid Waste Mgmt **	175,000.00	175,000.00	14,252.64	106,421.17	68,578.83	39.18
24030	** Public Works **	6,000.00	6,000.00	.00	7,094.00	1,094.00	18.23
--FUND TOTAL--		181,000.00	181,000.00	14,252.64	113,515.17	67,484.83	37.28

FUND #-137

41050	** Transfers In **	408,330.00	408,330.00	.00	.00	408,330.00	100.00
--FUND TOTAL--		408,330.00	408,330.00	.00	.00	408,330.00	100.00

ACCT#	DESCRIPTION	BUDGET AMOUNT	APPR. AMOUNT	CURRENT AMOUNT	Y-T-D AMOUNT	BALANCE UNCOLLECTED
-------	-------------	---------------	--------------	----------------	--------------	---------------------

FUND #-213

16010	** Court Costs **	1,000.00	1,000.00	47.40	372.60	627.40 62.74
	--FUND TOTAL--	1,000.00	1,000.00	47.40	372.60	627.40 62.74

FUND #-214

15010	** Interest **	.00	.00	3.20	25.61	25.61- 100.00-
24010	** Asset Forfeiture - State **	.00	.00	1,681.82	2,282.66	2,282.66- 100.00-
	--FUND TOTAL--	.00	.00	1,685.02	2,308.27	2,308.27- 100.00-

FUND #-215

22013	** Communications Tax **	346,830.00	346,830.00	20,239.47	121,474.62	225,355.38 64.97
41050	** Transfers In **	15,000.00	15,000.00	.00	.00	15,000.00 100.00
	--FUND TOTAL--	361,830.00	361,830.00	20,239.47	121,474.62	240,355.38 66.42

FUND #-221

15020	** Revenue from Use of Property **	12,300.00	12,300.00	.00	5,211.77	7,088.23 57.62
18990	** Miscellaneous Revenue **	3,000.00	3,000.00	.00	3,000.00	.00 .00
24090	** Airport Grant **	40,500.00	40,500.00	29,149.00	29,149.00	11,351.00 28.02
41050	** Transfers In **	12,200.00	12,200.00	.00	1,004.58	11,195.42 91.76
	--FUND TOTAL--	68,000.00	68,000.00	29,149.00	38,365.35	29,634.65 43.58

FUND #-225

18990	** Local Revenue **	.00	.00	.00	196,369.00	196,369.00- 100.00-
	--FUND TOTAL--	.00	.00	.00	196,369.00	196,369.00- 100.00-

FUND #-226

18990	** Miscellaneous Revenue **	16,170.00	16,170.00	.00	.00	16,170.00 100.00
24090	** Tobacco Grants **	459,000.00	459,000.00	.00	.00	459,000.00 100.00
33071	** VDOT TEA21 Grants **	69,490.00	69,490.00	.00	.00	69,490.00 100.00
41050	** Transfers In **	34,830.00	34,830.00	.00	.00	34,830.00 100.00
	--FUND TOTAL--	579,490.00	579,490.00	.00	.00	579,490.00 100.00

FUND #-250

16180	** Charges for Education **	468,724.00	468,724.00	10,820.78	48,396.04	420,327.96 89.67
24100	** Education-State **	11,308,260.00	11,308,260.00	1,016,254.68	6,586,041.53	4,722,218.47 41.75
33080	** Education-Federal **	1,842,609.00	1,842,609.00	249,111.63	462,505.12	1,380,103.88 74.89

ACCT#	DESCRIPTION	BUDGET AMOUNT	APPR. AMOUNT	CURRENT AMOUNT	Y-T-D AMOUNT	BALANCE UNCOLLECTED
41050	** Transfers In **	3,540,000.00	3,540,000.00	25,851.83	1,427,775.55	2,112,224.45
	--FUND TOTAL--	17,159,593.00	17,159,593.00	1,302,038.92	8,524,718.24	8,634,874.76
FUND #-252						
15010	** Revenue from Use of Money **	.00	.00	17.42	148.19	148.19
16180	** Charges for Education **	.00	.00	20,286.35	112,235.44	112,235.44
24100	School Food State	.00	.00	801.40	9,868.60	9,868.60
33080	School Food Federal	.00	.00	44,125.77	330,859.04	330,859.04
41050	** Transfers In **	.00	.00	.00	10,000.00	10,000.00
	--FUND TOTAL--	.00	.00	65,230.94	463,111.27	463,111.27
FUND #-253						
15010	** Revenue from Use of Money **	.00	.00	22.87	180.36	180.36
	--FUND TOTAL--	.00	.00	22.87	180.36	180.36
FUND #-260						
16110	** Charges for Welfare/Soc Serv **	.00	.00	.00	5.00	5.00
24060	** Welfare & Social Serv-State **	400,000.00	400,000.00	28,453.47	209,303.10	190,696.90
33010	** Welfare & Social Serv - Fed **	600,000.00	600,000.00	42,046.79	314,021.62	285,978.38
41050	** Transfers In **	147,000.00	147,000.00	2,055.32	92,899.54	54,100.46
	--FUND TOTAL--	1,147,000.00	1,147,000.00	72,555.58	616,229.26	530,770.74
FUND #-262						
16110	** CSA - Local **	5,000.00	5,000.00	6.77	5,557.16	557.16
24060	** CSA - State **	800,000.00	800,000.00	40,921.52	395,755.09	404,244.91
41050	** Transfers In **	210,000.00	210,000.00	110,019.72	215,307.74	5,307.74
	--FUND TOTAL--	1,015,000.00	1,015,000.00	150,948.01	616,619.99	398,380.01
FUND #-316						
41050	** Transfers In **	115,000.00	115,000.00	.00	115,000.00	.00
	--FUND TOTAL--	115,000.00	115,000.00	.00	115,000.00	.00
FUND #-317						
18990	Project Lifesaver	800.00	800.00	25.00	145.00	655.00
	--FUND TOTAL--	800.00	800.00	25.00	145.00	655.00

4/04/2018

GL060AA

LUNENBURG COUNTY
REVENUE SUMMARY
7/01/2017 - 2/28/2018

PAGE 4

TIME 17:59

BALANCE UNCOLLECTED

Y-T-D
AMOUNT

CURRENT
AMOUNT

APPR.
AMOUNT

BUDGET
AMOUNT

ACCT# DESCRIPTION

FUND #-319

41050	** Transfers In **	5,000.00	5,000.00	.00	4,812.41	187.59	3.75
	--FUND TOTAL--	5,000.00	5,000.00	.00	4,812.41	187.59	3.75

FUND #-320

41050	** Transfers In **	100,000.00	100,000.00	100,000.00	100,000.00	.00	.00
	--FUND TOTAL--	100,000.00	100,000.00	100,000.00	100,000.00	.00	.00

FUND #-420

33080	** Education **	599,890.00	599,890.00	79,896.00	150,713.05	449,176.95	74.87
41050	** Transfers In **	986,110.00	986,110.00	20,104.00	1,187,236.36	201,126.36	20.39
	--FUND TOTAL--	1,586,000.00	1,586,000.00	100,000.00	1,337,949.41	248,050.59	15.64

FUND #-701

18030	** Charges for Social Services **	.00	.00	.00	1,560.00	1,560.00	100.00
	--FUND TOTAL--	.00	.00	.00	1,560.00	1,560.00	100.00

FUND #-705

15010	** Revenue from Use of Money **	.00	.00	202.55	562.28	562.28	100.00
15020	Equipment Lease Revenue	.00	.00	.00	18,000.00	18,000.00	100.00
18990	** Miscellaneous Revenue **	.00	.00	.00	704,420.00	704,420.00	100.00
	--FUND TOTAL--	.00	.00	202.55	722,982.28	722,982.28	100.00

FUND #-715

18990	** Sheriff Fees **	.00	.00	895.83	5,430.67	5,430.67	100.00
24000	** Estimated Taxes **	.00	.00	700.00	114,918.00	114,918.00	100.00
25000	** State Income Taxes **	.00	.00	324.00	1,267.45	1,267.45	100.00
	--FUND TOTAL--	.00	.00	1,919.83	121,616.12	121,616.12	100.00

--FINAL TOTAL--

32,401,390.00	32,401,390.00	2,313,035.05	18,729,430.25	13,671,959.75	42.19
---------------	---------------	--------------	---------------	---------------	-------

FUND #-100

ACCT#	DESCRIPTION	BUDGET AMOUNT	APPR. AMOUNT	CURRENT AMOUNT	Y-T-D AMOUNT	ENCUMBRANCE AMOUNT	UNENCUMBERED BALANCE	% REMAINING
11100	** Board of Supervisors **	49,320.00	49,320.00	3,231.22	28,262.99	.00	21,057.01	42.69
12100	** County Administration **	230,205.00	230,205.00	18,169.39	151,959.91	.00	78,245.09	33.98
12210	** Professional Services **	102,000.00	102,000.00	2,739.50	59,572.94	.00	42,427.06	41.59
12310	** Commissioner of Revenue **	212,100.00	212,100.00	16,529.05	136,360.02	.00	75,739.98	35.70
12410	** Treasurer **	231,400.00	231,400.00	15,835.68	135,600.32	.00	95,799.68	41.40
12510	** Data Processing **	105,000.00	105,000.00	10,406.67	67,888.27	.00	37,111.73	35.34
13100	** Electoral Board **	33,670.00	33,670.00	581.65	17,433.21	.00	16,236.79	48.22
13200	** Registrar **	76,260.00	76,260.00	5,921.40	49,392.04	.00	26,867.96	35.23
21100	** Circuit Court **	12,000.00	12,000.00	55.31	595.72	.00	11,404.28	95.03
21200	** General District Court **	6,000.00	6,000.00	339.74	2,077.16	.00	3,922.84	65.38
21300	** Magistrate **	1,325.00	1,325.00	43.71	787.01	.00	537.99	40.60
21600	** Juvenile/Domestic Court **	84,050.00	84,050.00	4,395.91	58,394.09	.00	25,655.91	30.52
21700	** Clerk of Circuit Court **	274,400.00	274,400.00	22,354.05	177,690.12	.00	96,709.88	35.24
21710	** Library of VA Grant **	.00	.00	.00	9,674.00	.00	9,674.00	100.00
21752	** Clerk Technology Trust Funds **	.00	.00	1,927.04	11,084.67	.00	11,084.67	100.00
21800	** Courthouse Security **	15,450.00	15,450.00	3,069.74	17,879.84	.00	2,429.84	15.72
21910	** Victim/Witness Coordinator **	69,720.00	69,720.00	5,337.87	43,115.75	.00	26,604.25	38.15
22100	** Commonwealth Attorney **	273,180.00	273,180.00	24,177.95	163,031.32	.00	110,148.68	40.32
31200	** Sheriff & Law Enforcement **	1,214,000.00	1,214,000.00	86,442.15	735,671.29	.00	478,328.71	39.40
32400	** Fire & Rescue Appropriations **	260,040.00	260,040.00	585.80	162,694.27	.00	97,345.73	37.43
33200	** Piedmont Regional Jail **	424,000.00	424,000.00	.00	265,519.71	.00	158,480.29	37.37
34000	** Building Official **	90,810.00	90,810.00	7,041.87	57,686.73	.00	33,123.27	36.47
35100	** Animal Control **	86,100.00	86,100.00	7,655.08	58,409.21	.00	27,690.79	32.16
43200	** Buildings & Grounds	219,250.00	219,250.00	11,638.43	135,401.68	.00	83,848.32	38.24
51200	** Health Dept Appropriation **	110,000.00	110,000.00	.00	80,244.50	.00	29,755.50	27.05
51500	** Medical Examiner **	100.00	100.00	.00	1,260.00	.00	1,160.00	160.00
52500	** Crossroads CSB Appropriation **	53,000.00	53,000.00	.00	39,750.00	.00	13,250.00	25.00
52600	** STEPS Appropriation **	5,000.00	5,000.00	.00	5,000.00	.00	.00	.00
53600	** Madeline's House **	2,000.00	2,000.00	.00	2,000.00	.00	.00	.00
81100	** Planning **	21,500.00	21,500.00	.00	451.66	.00	21,048.34	97.89
81110	** Conditional Use Permits **	1,000.00	1,000.00	85.25	1,167.51	.00	167.51	16.75
81200	** Community Development **	264,357.00	264,357.00	7,332.91	222,987.52	.00	41,369.48	15.64
81500	** Econ/Community Development **	74,300.00	74,300.00	.00	6,672.36	.00	67,627.64	91.01
81600	** Industrial Dev. Authority **	49,000.00	49,000.00	.00	.00	.00	49,000.00	100.00
83000	** Cooperative Extension **	42,000.00	42,000.00	117.74	20,957.61	.00	21,042.39	50.10
91001	** Fringe Benefits **	78,500.00	78,500.00	553.00	61,563.32	.00	16,936.68	21.57
91489	** DMV Stops Expense **	22,000.00	22,000.00	1,675.00	15,290.00	.00	6,710.00	30.50
94000	** Capital Improvements **	80,000.00	80,000.00	.00	76,715.40	.00	3,284.60	4.10
99000	** Transfers To Other Funds **	4,800,310.00	4,800,310.00	158,030.87	2,929,036.18	.00	1,871,273.82	38.98
--FUND TOTAL--		9,673,347.00	9,673,347.00	416,273.98	6,009,278.33	.00	3,664,068.67	37.87
12320	Board of Equalization Wages	.00	.00	.00	124,209.86	.00	124,209.86	100.00
--FUND TOTAL--		.00	.00	.00	124,209.86	.00	124,209.86	100.00

FUND #-132

ACCT#	DESCRIPTION	BUDGET AMOUNT	APPR. AMOUNT	CURRENT AMOUNT	Y-T-D AMOUNT	ENCUMBRANCE AMOUNT	UNENCUMBERED BALANCE	% REMAINING
FUND #-135								
40423	** Solid Waste Collection **	181,000.00	181,000.00	11,938.78	100,518.62	.00	80,481.38	44.46
	--FUND TOTAL--	181,000.00	181,000.00	11,938.78	100,518.62	.00	80,481.38	44.46
FUND #-137								
40427	** Landfill Sites Expense **	228,000.00	228,000.00	1,404.74	12,376.65	.00	215,623.35	94.57
99000	** Transfers to Other Funds **	180,330.00	180,330.00	.00	.00	.00	180,330.00	100.00
	--FUND TOTAL--	408,330.00	408,330.00	1,404.74	12,376.65	.00	395,953.35	96.96
FUND #-213								
21900	** Expenses **	1,000.00	1,000.00	.00	.00	.00	1,000.00	100.00
	--FUND TOTAL--	1,000.00	1,000.00	.00	.00	.00	1,000.00	100.00
FUND #-214								
91400	** Asset Forfeiture **	.00	.00	116.07	2,761.96	.00	2,761.96	100.00
	--FUND TOTAL--	.00	.00	116.07	2,761.96	.00	2,761.96	100.00
FUND #-215								
31400	** 911 & E911 Expenditures **	246,830.00	246,830.00	12,415.03	57,021.79	.00	189,808.21	76.89
99000	** Transfers to Other Funds **	115,000.00	115,000.00	.00	115,000.00	.00	.00	.00
	--FUND TOTAL--	361,830.00	361,830.00	12,415.03	172,021.79	.00	189,808.21	52.45
FUND #-220								
81110	Wireless Ecrow Expense	.00	.00	.00	1,450.00	.00	1,450.00	100.00
	--FUND TOTAL--	.00	.00	.00	1,450.00	.00	1,450.00	100.00
FUND #-221								
40740	** Airport **	68,000.00	68,000.00	850.64	16,491.41	.00	51,508.59	75.74
	--FUND TOTAL--	68,000.00	68,000.00	850.64	16,491.41	.00	51,508.59	75.74
FUND #-225								
81000	** Econ Dev Expense Local **	.00	.00	.00	61,456.33	.00	61,456.33	100.00
	--FUND TOTAL--	.00	.00	.00	61,456.33	.00	61,456.33	100.00

EXPENDITURE SUMMARY
7/01/2017 - 2/28/2018

ACCT#	DESCRIPTION	BUDGET AMOUNT	APPR. AMOUNT	CURRENT AMOUNT	Y-T-D AMOUNT	ENCUMBRANCE AMOUNT	UNENCUMBERED BALANCE	REMAINING
-------	-------------	---------------	--------------	----------------	--------------	--------------------	----------------------	-----------

FUND #-226

81518	**Lunenburg Ind Site KV Road**	20,000.00	20,000.00	.00	.00	.00	20,000.00	100.00
81519	**Site Readiness II TIC**	490,000.00	490,000.00	.00	.00	.00	490,000.00	100.00
81551	** Va Retreat CRIEHT Grant **	69,490.00	69,490.00	.00	6,962.31	.00	62,527.69	89.98
81552	** DHCD GRANTS **	.00	.00	.00	5,175.50	.00	5,175.50	100.00-
	--FUND TOTAL--	579,490.00	579,490.00	.00	12,137.81	.00	567,352.19	97.90

FUND #-250

61000	Instruction	.00	.00	1,005,157.68	6,133,902.15	.00	6,133,902.15	100.00-
61001	Regular/Local	17,159,593.00	17,159,593.00	.00	.00	.00	17,159,593.00	100.00
62000	Administration	.00	.00	51,885.25	508,612.06	.00	508,612.06	100.00-
63000	Transportation	.00	.00	75,516.30	571,440.80	.00	571,440.80	100.00-
64000	Operations & Maintenance	.00	.00	135,703.17	930,338.26	.00	930,338.26	100.00-
68000	School Technology	.00	.00	33,776.52	370,424.97	.00	370,424.97	100.00-
99000	** Transfers to Other Funds **	.00	.00	.00	10,000.00	.00	10,000.00	100.00-
	--FUND TOTAL--	17,159,593.00	17,159,593.00	1,302,038.92	8,524,718.24	.00	8,634,874.76	50.32

FUND #-252

65100	School Food Expenditures	.00	.00	53,365.76	449,295.00	.00	449,295.00	100.00-
	--FUND TOTAL--	.00	.00	53,365.76	449,295.00	.00	449,295.00	100.00-

FUND #-253

61000	School Textbook Expenditures	.00	.00	.00	16,130.67	.00	16,130.67	100.00-
	--FUND TOTAL--	.00	.00	.00	16,130.67	.00	16,130.67	100.00-

FUND #-260

11000	Disbursements-State & Federal	455,900.00	455,900.00	27,567.40	228,479.81	.00	227,420.19	49.88
50000	** BASE **	691,100.00	691,100.00	45,019.13	387,817.54	.00	303,282.46	43.88
	--FUND TOTAL--	1,147,000.00	1,147,000.00	72,586.53	616,297.35	.00	530,702.65	46.26

FUND #-262

53500	** CSA Fund Expense **	1,015,000.00	1,015,000.00	150,960.70	616,648.55	.00	398,351.45	39.24
	--FUND TOTAL--	1,015,000.00	1,015,000.00	150,960.70	616,648.55	.00	398,351.45	39.24

FUND #-316

32400	** Emerg Services Capital Fund **	115,000.00	115,000.00	.00	28,566.54	.00	86,433.46	75.15
	--FUND TOTAL--	115,000.00	115,000.00	.00	28,566.54	.00	86,433.46	75.15

ACCT#	DESCRIPTION	BUDGET AMOUNT	APFR. AMOUNT	CURRENT AMOUNT	Y-T-D AMOUNT	ENCUMBRANCE AMOUNT	UNENCUMBERED BALANCE	% REMAINING
FUND #-317								
35700	Equipment Project Lifesaver	800.00	800.00	.00	36.06	.00	763.94	95.49
	--FUND TOTAL--	800.00	800.00	.00	36.06	.00	763.94	95.49
FUND #-319								
94440	** Voting Machine Fund **	.00	5,000.00	.00	4,812.41	.00	187.59	3.75
	--FUND TOTAL--	.00	5,000.00	.00	4,812.41	.00	187.59	3.75
FUND #-320								
94371	** Capital Outlay School **	100,000.00	100,000.00	.00	.00	.00	100,000.00	100.00
	--FUND TOTAL--	100,000.00	100,000.00	.00	.00	.00	100,000.00	100.00
FUND #-420								
95300	** Debt Service Courthouse **	515,000.00	515,000.00	.00	514,161.97	.00	838.03	.16
95310	** Debt Service School **	971,000.00	971,000.00	.00	823,787.44	.00	147,212.56	15.16
99000	** Transfer to Other Funds **	100,000.00	100,000.00	100,000.00	100,000.00	.00	.00	.00
	--FUND TOTAL--	1,586,000.00	1,586,000.00	100,000.00	1,437,949.41	.00	148,050.59	9.33
FUND #-701								
10000	** Special Welfare Expenses **	.00	.00	.00	3,974.14	.00	3,974.14	100.00
	--FUND TOTAL--	.00	.00	.00	3,974.14	.00	3,974.14	100.00
FUND #-705								
81600	** Industrial Dev Authority **	.00	.00	.00	242,609.66	.00	242,609.66	100.00
	--FUND TOTAL--	.00	.00	.00	242,609.66	.00	242,609.66	100.00
FUND #-715								
91900	** Remittances to Commonwealth **	.00	.00	1,919.83	121,616.12	.00	121,616.12	100.00
	--FUND TOTAL--	.00	.00	1,919.83	121,616.12	.00	121,616.12	100.00
	--FINAL TOTAL--	32,396,390.00	32,401,390.00	2,123,870.98	18,575,356.91	.00	13,826,033.09	42.67

-TREASURER TAX COLLECTION RATE SCHEDULE REPORT-
THRU 3/31/2018

DEPT	H	CLS	TAXES	PPTRA	ABATEMENTS	NET TAX	PAYMENTS	OTHER ADJS	NET PAYMENTS	NET A/R	%COLLECTED
PP2013	1	MH	12244.29		601.35-	11642.94	11177.45-	139.83-	11317.28-	325.66	97.20
	1	MR	35893.84		1055.40-	34838.44	34689.02-	24.02-	34713.04-	125.40	99.64
	1	MT	129755.06		951.09-	128803.97	119435.14-	30.00-	119465.14-	9338.83	92.75
	1	PP	1429417.46	517838.78-	70022.17-	841556.51	824231.99-	3905.17-	828137.16-	13419.35	98.41
	1	VL	260600.00		33502.80-	227097.20	220562.84-	700.99-	221263.83-	58333.37	97.43
	1	XX	742.35			742.35	742.35-		742.35-		100.00
HALF TOTALS=			1868653.00	517838.78-	106132.81-	1244681.41	1210838.79-	4800.01-	1215638.80-	29042.61	97.67
	2	H2	12002.98		430.35-	11572.63	11224.17-	12.35-	11236.52-	336.11	97.10
	2	P2	405.36			373.54	373.54-		373.54-		100.00
	2	P2	1432125.02	31.82-	72209.84-	839267.84	825376.62-	1190.59	824186.03-	15081.81	98.20
	2	R2	36122.82	520647.34-	589.80-	35533.02	35407.62-		35407.62-	125.40	99.65
	2	T2	132426.10		951.06-	131475.04	122125.67-		122125.67-	9349.37	92.89
	2	VL	7590.00		200.00-	7390.00	7386.54-	21.54	7365.00-	25.00	99.66
	2	X2	742.35			742.35	742.35-		742.35-		100.00
HALF TOTALS=			1621414.63	520679.16-	74381.05-	1026354.42	1002636.51-	1199.78	1001436.73-	24917.69	97.57
DEPT TOTALS=			3490067.63	1038517.94-	180513.86-	2271035.83	2213475.30-	3600.23-	2217075.53-	53960.30	97.62
PP2014	1	MH	12073.86		323.19-	11750.67	11319.96-	135.26-	11455.22-	295.45	97.49
	1	MR	40972.52		929.94-	40042.58	40010.32-	15.16-	40025.48-	17.10	99.96
	1	MT	147418.32		1130.48-	146287.84	137855.11-	881.10	136974.01-	9313.83	93.63
	1	PP	1442787.62	523385.94-	58440.03-	860961.65	839943.20-	3253.54-	843196.74-	17764.91	97.94
	1	VL	236725.00		58995.00-	230830.00	224445.26-	584.74-	225030.00-	5800.00	97.49
	1	XX	702.45			702.45	702.45-		702.45-		100.00
HALF TOTALS=			1880679.77	523385.94-	66718.64-	1290575.19	1254276.30-	3107.60-	1257383.90-	33191.29	97.43
DEPT TOTALS=			12073.86	523953.67-	55561.39-	858469.59	838109.22-	48.45-	838005.19-	321.10	97.27
	2	P2	40547.47		464.34-	40083.13	39802.43-	104.03	39802.43-	280.70	97.62
	2	R2	144065.53		1130.48-	142935.05	133621.22-		133621.22-	9313.83	93.48
	2	X2	702.45			702.45	702.45-		702.45-		100.00
HALF TOTALS=			1635373.95	523953.67-	57479.40-	1053940.88	1023616.43-	55.58	1023560.85-	30380.03	97.12
DEPT TOTALS=			3516053.72	1047339.61-	124198.04-	2344516.07	2277892.73-	3052.02-	2280944.75-	63571.32	97.29
PP2015	1	MH	12065.77		244.53-	11821.24	11303.03-	163.10-	11466.13-	355.11	97.00
	1	MR	41822.20		3167.59-	38654.61	38381.10-	77.86-	38458.96-	195.65	99.49
	1	MT	152155.17		4416.08-	147739.09	138668.26-		138668.26-	9070.83	93.86
	1	PP	1471338.46	532480.67-	43109.31-	895748.48	864782.88-	3859.74-	868642.62-	27105.86	96.97
	1	VL	237590.00		7215.00-	230375.00	224208.77-	537.05-	224745.82-	5629.18	97.56
	1	XX	736.74		320.77-	415.97	415.97-		415.97-		100.00
HALF TOTALS=			1915708.34	532480.67-	58473.28-	1324754.39	1277760.01-	4637.75-	1282397.76-	42356.63	96.80
	2	H2	12053.20		244.53-	11808.67	11371.51-	58.92-	11430.43-	378.24	96.80
	2	P2	1452571.92	528146.33-	39349.76-	85075.83	852203.24-	1503.33-	856706.57-	28369.26	96.79
	2	R2	41292.52		2701.98-	38590.54	38390.87-	4.02-	38394.89-	195.65	99.49
	2	T2	143082.42		4416.08-	138666.34	129570.31-		129570.31-	9096.03	93.44
	2	X2	736.73		320.76-	415.97	415.97-		415.97-		100.00
HALF TOTALS=			1649736.79	528146.33-	47033.11-	1074557.35	1034951.90-	1566.27-	1036518.17-	38039.18	96.46
DEPT TOTALS=			3565445.13	1060627.00-	105506.39-	2399311.74	2312711.91-	6204.02-	2318915.93-	80395.81	96.65
PP2016	1	MH	12239.78		107.16-	12132.62	11345.55-	214.24-	11559.79-	572.83	95.28

-TREASURER TAX COLLECTION RATE SCHEDULE REPORT-
THRU 3/31/2018

DEPT	H	CLS	TAXES	PPTRA	ABATEMENTS	NET TAX	PAYMENTS	OTHER ADJS	NET PAYMENTS	NET A/R	%COLLECTED
PP2016	1	MR	38011.08		935.65-	37075.43	36697.08-	175.74-	36872.82-	202.61	99.45
	1	MT	162468.35		1373.88-	161094.47	148776.46-	1211.08-	149987.54-	11106.93	93.11
	1	PP	1539256.82	527657.79-	36330.79-	975268.24	937218.64-	8988.51-	946207.15-	29061.09	97.02
	1	VL	234660.00		4865.00-	229795.00	222831.28-	1091.72-	223923.00-	5872.00	100.00
	1	XX	458.85			458.85	458.85-		458.85-		100.00
HALF TOTALS=			1987094.88	527657.79-	43612.48-	1415824.61	1357327.86-	11681.29-	1369009.15-	46815.46	96.69
	2	H2	12224.91		107.16-	12117.75	11514.97-	5.79	11509.18-	608.57	94.98
	2	P2	1525868.82	523569.70-	36189.67-	966109.45	931343.00-	1266.56-	932609.56-	33499.89	96.53
	2	R2	38010.77		935.64-	37075.13	36856.09-	16.43-	36872.52-	202.61	99.45
	2	T2	158029.62		1373.88-	156655.74	145423.79-		145423.79-	11231.95	92.83
	2	VL	175.00			175.00	175.00-		175.00-		100.00
	2	X2	458.85			458.85	458.85-		458.85-		100.00
HALF TOTALS=			1734767.97	523569.70-	38606.35-	1172591.92	1125771.70-	1277.20-	1127048.90-	45543.02	96.12
DEPT TOTALS=			3721862.85	1051227.49-	82218.83-	2588416.53	2483099.56-	12958.49-	2496058.05-	92358.48	96.43
PP2017	1	MH	12858.12		229.33-	12628.79	11623.56-	258.23-	11881.79-	747.00	94.08
	1	MR	42441.11		76.28-	42364.83	41991.89-	156.89-	42148.78-	216.05	99.49
	1	MT	171927.14		31.50-	171895.64	161363.52-	208.17-	161572.69-	10322.95	93.99
	1	PP	1605878.35	529570.42-	31027.76-	1045280.17	991020.28-	8508.10-	999528.38-	45751.79	95.62
	1	VL	241415.00		4695.00-	236720.00	222009.77-	986.52-	222996.29-	13723.71	94.20
	1	XX	458.85			458.85	458.85-		458.85-		100.00
HALF TOTALS=			2074978.57	529570.42-	36059.87-	1509348.28	1428467.87-	10118.91-	1438586.78-	70761.50	95.31
	2	H2	12726.96		98.23-	12628.73	11103.79-	207.87-	11311.66-	1317.07	89.57
	2	P2	1595034.45	528508.53-	23854.05-	1042671.87	954939.90-	1088.35-	956028.25-	86643.62	91.69
	2	R2	42408.50		43.94-	42364.56	42023.09-	9.60-	42032.69-	331.87	99.22
	2	T2	163971.52		31.50-	163940.02	148926.89-		148926.89-	15013.13	90.84
	2	X2	458.85			458.85	458.85-		458.85-		100.00
HALF TOTALS=			1814600.28	528508.53-	24027.72-	1262064.03	1157452.52-	1305.82-	1158758.34-	103305.69	91.81
DEPT TOTALS=			3889578.85	1058078.95-	6087.59-	2771412.31	2585920.39-	11424.73-	2597345.12-	174067.19	93.72
PP TOTALS =			18183008.18	5255790.99-	552524.71-	12374692.48	11873099.89-	37239.49-	11910339.38-	464353.10	96.25
COMP TOTALS=			18183008.18	5255790.99-	552524.71-	12374692.48	11873099.89-	37239.49-	11910339.38-	464353.10	96.25

4/02/2018
15:32:08

-TREASURER TAX COLLECTION RATE SCHEDULE REPORT-
THRU 3/31/2018

PAGE 1
TR712
%COLLECTED

DEPT	H	CLS	TAXES	PPTRA	ABATEMENTS	NET TAX	PAYMENTS	OTHER ADJS	NET PAYMENTS	NET A/R	%COLLECTED
RE2011	1		3179753.87		3703.76-	3176050.11	3129069.54-	44417.73-	3173487.27-	2562.84	99.92
		1 RE	32.40			32.40	32.40-		32.40-		100.00
HALF	TOTALS=		3179786.27		3703.76-	3176082.51	3129101.94-	44417.73-	3173519.67-	2562.84	99.92
DEPT	TOTALS=		3179786.27		3703.76-	3176082.51	3129101.94-	44417.73-	3173519.67-	2562.84	99.92
RE2012	1	RE	1600051.66		3676.46-	1596375.20	1586141.85-	9145.60-	1595287.45-	1087.75	99.93
HALF	TOTALS=		1600051.66		3676.46-	1596375.20	1586141.85-	9145.60-	1595287.45-	1087.75	99.93
		2 R2	1604714.92		7011.79-	1597703.13	1595883.79-	664.60-	1596548.39-	1154.74	99.93
HALF	TOTALS=		1604714.92		7011.79-	1597703.13	1595883.79-	664.60-	1596548.39-	1154.74	99.93
DEPT	TOTALS=		3204766.58		10688.25-	3194078.33	3182025.64-	9810.20-	3191835.84-	2242.49	99.93
RE2013	1	RE	1615975.85		7652.80-	1608323.05	1592182.15-	14772.52-	1606954.67-	1368.38	99.91
HALF	TOTALS=		1615975.85		7652.80-	1608323.05	1592182.15-	14772.52-	1606954.67-	1368.38	99.91
		2 R2	1615710.67		8899.41-	1606811.26	1603785.71-	1657.17-	1605442.88-	1368.38	99.91
HALF	TOTALS=		1615710.67		8899.41-	1606811.26	1603785.71-	1657.17-	1605442.88-	1368.38	99.91
DEPT	TOTALS=		3231686.52		16552.21-	3215134.31	3195967.86-	16429.69-	3212397.55-	2736.76	99.91
RE2014	1	RE	1621662.15		5053.32-	1616608.83	1602811.69-	12265.17-	1615076.86-	1531.97	99.91
HALF	TOTALS=		1621662.15		5053.32-	1616608.83	1602811.69-	12265.17-	1615076.86-	1531.97	99.91
		2 R2	1617319.15		6491.18-	1610827.97	1607412.27-	1290.85-	1608703.12-	2124.85	99.87
HALF	TOTALS=		1617319.15		6491.18-	1610827.97	1607412.27-	1290.85-	1608703.12-	2124.85	99.87
DEPT	TOTALS=		3238981.30		11544.50-	3227436.80	3210223.96-	13556.02-	3223779.98-	3656.82	99.89
RE2015	1	RE	1632536.00		4051.45-	1628484.55	1612375.11-	11933.22-	1624308.33-	4176.22	99.74
HALF	TOTALS=		1632536.00		4051.45-	1628484.55	1612375.11-	11933.22-	1624308.33-	4176.22	99.74
		2 R2	1624504.36		4650.14-	1619854.22	1611978.24-	2155.70-	1614133.94-	5720.28	99.65
HALF	TOTALS=		1624504.36		4650.14-	1619854.22	1611978.24-	2155.70-	1614133.94-	5720.28	99.65
DEPT	TOTALS=		3257040.36		8701.59-	3248338.77	3224353.35-	14088.92-	3238442.27-	9896.50	99.70
RE2016	1	RE	1639263.91		5074.88-	1634189.03	1601004.36-	15474.38-	1616478.74-	17710.29	98.92
HALF	TOTALS=		1639263.91		5074.88-	1634189.03	1601004.36-	15474.38-	1616478.74-	17710.29	98.92
		2 R2	1630250.23		6101.85-	1624148.38	1596972.83-	2798.83-	1599771.66-	24376.72	98.50
HALF	TOTALS=		1630250.23		6101.85-	1624148.38	1596972.83-	2798.83-	1599771.66-	24376.72	98.50
DEPT	TOTALS=		3269514.14		11176.73-	3258337.41	3197977.19-	18273.21-	3216250.40-	42087.01	98.71
RE2017	1	RE	1642990.87		3008.43-	1639982.44	1587553.04-	12785.71-	1600338.75-	39643.69	97.58
HALF	TOTALS=		1642990.87		3008.43-	1639982.44	1587553.04-	12785.71-	1600338.75-	39643.69	97.58
		2 R2	1643267.95		4257.24-	1639010.71	1576365.91-	1881.56-	1578247.47-	60763.24	96.29
HALF	TOTALS=		1643267.95		4257.24-	1639010.71	1576365.91-	1881.56-	1578247.47-	60763.24	96.29
DEPT	TOTALS=		3286258.82		7265.67-	3278993.15	3163918.95-	14667.27-	3178586.22-	100406.93	96.94
RE	TOTALS =		22668033.99		69632.71-	22598401.28	22303568.89-	131243.04-	22434811.93-	163589.35	99.28

4/02/2018
15:32:08
DEPT H CLS

-TREASURER TAX COLLECTION RATE SCHEDULE REPORT-
THRU 3/31/2018

PAGE 2
TR712
%COLLECTED

TAXES	PPTRA	ABATEMENTS	NET TAX	PAYMENTS	OTHER ADJS	NET PAYMENTS	NET A/R
22668033.99		69632.71-	22598401.28	22303568.89-	131243.04-	22434811.93-	163589.35

COMP TOTALS= 22668033.99 .99.28

LUNENBURG COUNTY SCHOOL BOARD

VIRGINIA DEPARTMENT OF TRANSPORTATION



VDOT Call Center -

South Hill Residency – Richmond District

LUNENBURG COUNTY BOS Meeting – April 12, 2018

Maintenance Forces

- Cleaned entrance pipes on various routes.
- Patched potholes on various routes.
- Replaced cross pipes on various locations.
- Cut brush on various secondary routes.
- Repaired shoulders on various secondary routes.
- Replaced cross pipe on Route 659.
- Machined NHS roadways and hauled stone as needed.
- Performed litter patrol and routine on various routes.

County Office and Department Reports

Landfill Liaison Report - Carl Ashworth

April 4, 2018

March 2018 Report

CFS Landfill:

1. Muddy road conditions on Old Mansion Road continue to be the dominant issue at the landfill. VDOT and CFS continue to disagree on this issue and how it is to be handled. VDOT is continuing to work with the Attorney General's Office to come to a permanent resolution for this matter.
2. Equipment breakdowns continue to hinder the staff from a smoother operation on the working face. All equipment should be back up and running this afternoon.
3. They have hired two men to pick up litter around the landfill on a daily basis.
4. A contractor has visited the landfill expansion area to prepare a bid for construction.

Citizen Complaints:

1. The muddy conditions on Old Mansion Road continue to be the spotlight of complaints during recent months.

Comments:

1. Contractors, engineers have been onsite anticipating the upcoming expansion project.

Convenience Sites:

1. Spring trash traffic has become heavy over the last couple of weeks.
2. Equipment failure has hampered keeping the can pulls on schedule. They have compensated with overtime and Saturday work to catch up and stay on schedule.

Citizen Complaints:

1. There have been some complaints about recycling containers and how long it takes to get them emptied and brought back. I have addressed with Tim Webb some ways to take the recycling containers to Petersburg and to have them returned in a timely fashion. We are working on the details.

Comments:

1. We continue to pursue an extra truck and driver to keep up with the county and commercial needs.

Landfill Report March 31, 2018

New Fiscal Year-

July 2017 County Trash 383.4 tons- average 19.45 tons daily
Non-county Trash 5988.84 tons- average 299.44 tons daily
Non-deplete Trash 17.07 tons
Recycling 0 tons
Number of trucks average per day -28

August 2017 County Trash 459.91 tons- average 19.16 tons daily
Non-county Trash 5898.83 tons- average 245.78 tons daily
Non-deplete Trash 0 tons
Recycling 3.5 tons
Number of trucks average per day - 27

September 2017 County Trash 399.97 tons- average 19.99 tons daily
Non-county Trash 4339.82 tons- average 216.99 tons daily
Non-deplete Trash 0 tons
Recycling 4.22 tons
Number of trucks average per day - 26

October 2017 County Trash 407.94 tons- average 18.54 tons daily
Non-county Trash 3983.85 tons- average 181.08 tons daily
Non-deplete Trash 0 tons
Recycling 0 tons
Number of trucks average per day - 26

November 2017 County Trash 495.49 tons- average 23.59 tons daily
Non-county Trash 5800.30 tons- average 276.20 tons daily
Non-deplete Trash 0 tons
Recycling 1.34 tons
Number of trucks average per day - 26

December 2017 County Trash 397 tons- average 19.85 tons daily
Non-county Trash 5854.44 tons- average 292.72 tons daily
Non-deplete Trash 0 tons
Recycling 3.27 tons
Number of trucks average per day - 29

PAYMENTS			
July 2017 Payment	\$ 5,948.09	\$ 4,583.33	\$ 10,531.42
Received August 31, 2017			
August 2017 Payment	\$ 5,782.46	\$ 4,583.33	\$ 10,365.79
Received October 3, 2017			
September 2017 Payment	\$ 4,314.28	\$ 4,583.33	\$ 8,897.61
Received October 31, 2017			
October 2017 Payment	\$ 3,983.85	\$ 4,583.33	\$ 8,567.18
Received December 8, 2017			
November 2017 Payment	\$ 5,800.43	\$ 4,583.33	\$ 10,383.76
Received January 8, 2018			
December 2017 Payment	\$ 5,741.20	\$ 4,583.33	\$ 10,324.53
Received February 7, 2018			

New Host Fee Year

January 2018 County Trash 409.74 tons- average 20.48 tons daily
Non-county Trash 4801.9 tons- average 240.09.75 tons daily
Non-deplete Trash 3.59 tons
Recycling 0 tons
Number of trucks 30 average per day

February 2018 County Trash 456.54 tons- average 22.83 tons daily
Non-county Trash 5181.31 tons- average 259.07 tons daily
Non-deplete Trash 0 tons
Recycling 0 tons
Number of trucks 24.5 average per day

March 2018 County Trash 494.81 tons- average 22.49 tons daily
Non-county Trash 4683.84 tons- average 212.90 tons daily
Non-deplete Trash 0 tons
Recycling 0.25 tons
Number of trucks 23 average per day

PAYMENTS

January 2018 Payment	\$ 4,748.54	\$ 4,583.33	\$ 9,331.87
Received March 8, 2018			

BOARD OF SUPERVISORS

Charles R. Slayton, CHAIRMAN
Election District 4

Frank W. Bacon, VICE-CHAIRMAN
Election District 3

T. Wayne Hoover
Election District 1

Mike Hankins
Election District 2

Edward Pennington
Election District 5

Alvester L. Edmonds
Election District 6

Robert G. Zava
Election District 7



Lunenburg County Administration
11413 Courthouse Road
Lunenburg, VA 23952

Tracy M. Gee
County Administrator

Telephone: (434) 696-2142
Facsimile: (434) 696-1798

Animal Control Report to the Board of Supervisors

Date: 4-2-18

The following activities were conducted by Animal Control during the month of March 2018 :

<u>4</u> Stray Cat(s) Picked Up	\$ <u>155.⁰⁰</u>	Surrender Fees
<u>27</u> Stray Dog(s) Picked Up	\$ <u>180.⁰⁰</u>	Impoundment Fees
_____ Injured or Ill Cat(s)	\$ _____	Adoption Fees
<u>1</u> Injured or Ill Dog(s)	\$ <u>50.⁰⁰</u>	<u>QUARANTINE FEE</u>
<u>12</u> Cat Calls Dispatched	\$ <u>385.⁰⁰</u>	Total Fees Collected
<u>57</u> Dog Calls Dispatched		
_____ Cats, Surrendered by Owner		
<u>7</u> Dogs, Surrendered by Owner		
_____ Cat Bite		
<u>1</u> Dog Bite		
_____ Cat(s) Euthanized	<u>18</u> Dog(s) Transferred to SPCA	
<u>4</u> Dog(s) Euthanized	_____ Cat(s) Transferred to SPCA	
<u>8</u> Cat Trap(s) Set	<u>4</u> Wildlife Calls	
<u>2</u> Dog Trap(s) Set	<u>1</u> Dog Transferred to Richmond SPCA	
_____ Summons Issued		
_____ Animal(s) Released to ACO		
<u>1</u> Expired at Shelter and/or DOA		
<u>93</u> Telephone Calls for Animal Issues		
<u>52</u> Check License		
<u>1</u> Lost Cat(s) – Incoming Calls		
<u>12</u> Lost Dog(s) – Incoming Calls		
_____ Cat(s) Returned to Owner		
<u>5</u> Dog(s) Returned to Owner		
<u>1</u> Quarantine		
_____ Adoption—Dogs		
_____ Adoption—Cats	<u>40</u> Total Number of Animals Handled	

D. Ray Elliott ACO
D. Ray Elliott
Animal Control Officer



RECEIVED
 APR 04 2018
 BY: _____

Lunenburg County Sheriff's Office
 Report To The Board Of Supervisors
 March 2018



Jury Summons Served	9
Subpoenas Served	159
Criminal Warrants & Summons Served	19
Levies Executed	0
Other Civil Process	159
Accident Investigations	0
Traffic Summons	59
Protective Orders	30
DUI Arrests	0
Inmates Transported	5
Mental Patients	0
Extraditions	1
Circuit Court Days	4
General Court Days	4
J&DR Court Days	5

Expense Report

Dues	\$0.00
Postage	\$0.00
Office Supplies	\$415.00
Telephone	\$1,003.82
Contracts (Maintenance & Repairs)	\$122.48
Police Supplies	\$108.00
Vehicle Maintenance & Repairs	\$1,855.57
Fuel (February)	\$1,761.43
Gallons of Fuel Use	873

Arthur Townsend, Jr.
 Arthur Townsend, Jr.
 Sheriff, Lunenburg County

4/4/18
 Date